



**Bal Bharati**  
**PUBLIC SCHOOL**  
**NTPC KHARGONE**

An Institution of the Child Education Society (Regd). Delhi

# **HOLIDAY HOME WORK CLASS VIII**





# Happy Holidays Children!!!

Here are few suggestions to be followed during Summer Holidays:



## Dos:

**Read Regularly:** Set aside time each day for reading. It could be books, articles, or any material of interest.

**Stay Active:** Engage in physical activities like sports, swimming, or simply going for walks to stay healthy and energized.

**Explore New Interests:** Use the free time to try out new hobbies or activities you've been curious about, whether it's painting, cooking, coding, or gardening.

**Travel and Explore:** If possible, travel to new places, whether it's nearby parks, museums, or further destinations. Explore and learn about different cultures and environments.

**Volunteer:** Dedicate some time to volunteering for community service projects or helping those in need. It's a great way to give back and gain valuable experiences.

**Learn Something New:** Take up a summer course or workshop to learn a new skill or subject that interests you, whether it's a language, music, or a craft.

**Spend Time with Family and Friends:** Use the summer break to strengthen bonds with family and friends. Organize gatherings, outings, or simply spend quality time together.

**Plan for the Future:** Use this time to set goals and plan for the upcoming academic year or future endeavors.

**Stay Hydrated and Healthy:** With the warmer weather, it's essential to drink plenty of water and eat nutritious foods to stay healthy and hydrated.

**Relax and Recharge:** Don't forget to relax and enjoy downtime. Summer break is a time to recharge your batteries and come back refreshed for the next academic year.





# Don'ts

**Overload with Work:** Advise against overloading yourself with too many commitments or activities that may lead to burnout.

**Neglect Academics Completely:** While it's important to relax and unwind, advise against completely neglecting academics. Encourage occasional mental exercises to keep the mind sharp.

**Isolate Yourself:** Discourage isolating yourself from social interactions. Encourage maintaining connections with peers and loved ones.

**Spend Excessive Time on Screens:** Advise against spending excessive time on screens, including smartphones, tablets, computers, and television. Encourage moderation and balance.

**Procrastinate:** Advise against procrastinating on tasks or activities you've planned to do during the summer. Encourage setting goals and sticking to a schedule.

**Ignore Health and Safety:** Remind yourself to prioritize your health and safety by staying hydrated, wearing sunscreen, and following safety guidelines during outdoor activities.

**Rely Solely on Technology:** While technology can be a valuable tool for learning and entertainment, advise against relying solely on it for all activities. Encourage a balance between technology use and other activities.





# ENGLISH

Dear Students,

- Summer vacations are here once more to enjoy and have fun along with a little study work 😊
- Remember to converse in English at home as much as possible with all your friends and relatives.
- Read story books.
- **English Literature & Language** – Revise for the PA 1 as per the syllabus given.
- **English Portfolio** to be completed as shown & discussed in class.
- **Project Work** –
  - **Roll No 1-7- HOMONYM**-Create a homonym ladder with 10 words on a full-size chart paper.
  - **Roll No 8-14- PALINDROME** – Create a palindrome ladder with 10 words on a full-size chart paper.
  - **Roll No 15-19 onwards-** Construct a 3-D house of grammar.
- Note- All to bring their holiday home-work with them on the first day of the school reopening in June.

# Hindi





- सूर्यकांत त्रिपाठी निराला का जीवन परिचय लिखते हुए उनकी कोई दो प्रसिद्ध कविताएं लिखिए ।
- भाषा हिंदी के महत्व पर एक पोस्टर तैयार कीजिए ।
- बस की यात्रा पाठ के अनुसार किसी यात्रा के खट्टे मीठे अनुभव को याद करते हुए एक लेख लिखिए ।
- आपके शहर में हर वर्ष प्रदर्शनी का आयोजन किया जाता है उसके अनुभव को याद करते हुए लेख लिखिए ।
- चिट्ठियों की दुनिया पाठ के अनुसार संचार के पाँच नवीनतम साधनों का सचित्र वर्णन कीजिए ।
- पढाए गए सभी पाठों की पुनरावृत्ति कीजिए ।
- मेरा देश बदल रहा है विषय पर **200** शब्दों का लेख लिखिए ।

परियोजना कार्य

विशेषण या क्रिया विशेषण विषय को उदाहरण सहित स्पष्ट करते हुए सचित्र वर्णन कीजिए । ROLL NO. 8001-8010

क्रिया विशेषण विषय को उदाहरण सहित स्पष्ट करते हुए सचित्र वर्णन कीजिए । ROLL NO.8011-8020

# Maths

NAME OF THE BOOK	CHAPTER & CONTENT TO BE COVERED
NCERT BOOK 	Revise the following chapters-  CHAPTER- 1 RATIONAL NUMBERS  CHAPTER- 6 SQUARES AND SQUARE ROOTS 
TABLES	Learn and write tables in fair notebook from 2 to 30 (3 Times).
PROJECT WORK 	<p>(For Roll numbers 1-7) Prepare a model of house and find the area covered and show the calculation too.</p> <p>(For Roll numbers 8-14) Prepare a 3-D model of bar graph of your marks obtained in class VII annual exam and write the analysis of the graph.</p> <p>(For Roll numbers 15-21) Prepare a model of puzzle or cross word puzzle to show the concept of Mathematics.</p> 



# Science

NAME OF THE BOOK	LESSONS & CONTENT TO BE COVERED
NCERT SCIENCE TEXTBOOK	Chapter-1 CROP PRODUCTION AND MANAGEMENT Chapter-3 COAL AND PETROLEUM Chapter-4 COMBUSTION AND FLAME
CONCEPTS LEARNING	Draw Concept Map of Chapter 1, 3 and 4 on A4 sheet.
EXTENDED LEARNING- ACTIVITIES AND PROJECT	CHAPTER-1 1. Sow some seeds in the soil and arrange to water them by drip irrigation. Observe daily. .(Rollno.1-8) (i) Do you think it can save water? (ii) Note the changes in the seed



# Science

## LESSONS & CONTENT TO BE COVERED

Collect different types of seeds and put them in small bags. Label them. (Rollno.9- 16)



Collect pictures of some of the agricultural machines and paste them in a file. Write their names and uses. (Roll no.17-24)





# Science

## Project Work

4. Visit a farm, nursery or a garden nearby. Gather information about

Importance of seed selection.

Method of irrigation.

Effect of extreme cold and extreme hot weather on the plants.

Effect of continuous rain on the plants.

Effect of fertilizers/manure used.

## CHAPTER-2

1. Draw and learn table 2.1 some common human diseases caused by microorganisms.

2. Draw and learn table 2.2 some common plants diseases caused by microorganisms.

3. Collect labels from the bottles of jams and jellies. Write down the list of contains printed on the labels.

4. Visit a doctor. Find out why antibiotics should not be overused. Prepare a short report.

## CHAPTER-3

1. Get an outline map of India. Mark the places in the map where Coal Petroleum and natural gas are found. Show the places where petroleum refineries are situated.

Find out the location of major Thermal Power Plants in India. What could be the reason for they are being located at those places?

# SOCIAL SCIENCE

1-Write down notes in notebook of the following chapters:-


Chapter 2 - From Trade to Territory.

2- Revise all chapters and their exercise completed till now.

3--Make a project Solar Drip Irrigation Model ( Roll no.1-7)



4- Make project work on Sustainable development (Roll no.8-12)



# SOCIAL SCIENCE

5- Make project work on Waste Management and recycling working model.( Roll no. 13- 19)







# Computer

Dear Students,

Greetings! As you enjoy your summer break, we have an exciting and impactful assignment for you to undertake. It's time to delve into the realm of Sustainable Development Goals (SDGs) and create an informative infographic to raise awareness about one of these crucial global objectives.

Task:

- Choose one of the 17 Sustainable Development Goals (SDGs) that resonates with you.
- Create an engaging infographic using Canva to highlight the importance of your chosen SDG and its impact on our planet.

Instructions:

1. **Research** : Begin by researching your chosen SDG to understand its objectives, targets, and significance. Explore how it contributes to global sustainability and addresses pressing issues such as poverty, inequality, climate change, education, and more.

# Computer

2. Content : Design your infographic to include the following key elements:

- Title: Clearly state the SDG you've chosen.
- Overview: Provide a brief overview of the SDG and its primary focus areas.
- Importance: Explain why the SDG is important and how it contributes to a sustainable future.
- Targets: Highlight specific targets or goals associated with the SDG.
- Impact: Showcase the positive impact that achieving this SDG can have on individuals, communities, and the planet.
- Actions: Suggest practical actions that individuals, communities, or governments can take to support this SDG.
- Visuals: Use relevant images, icons, charts, or graphs to complement your information and make your infographic visually appealing.

3. Design : Use Canva, an online graphic design platform, to create your infographic. Explore Canva's templates, graphics, and tools to design an eye-catching and informative infographic.

4. Creativity : Get creative with your design! Experiment with colors, fonts, and layouts to make your infographic engaging and memorable.

5. Clarity : Ensure that your infographic is easy to read and understand. Organize your information logically and use concise language to convey your message effectively.


Submission Guidelines:

- Create your infographic on Canva and save it as an image file (PNG or JPEG format).
- Submit your completed infographic to your teacher via email or file sharing platform.



# G.K



- **Write and learn the answers of** all the chapters from Unit-1. Write and learn the spellings 10 times.
  - Read the Newspaper daily and watch news on regular basis.
  - Write at least 05 current affairs daily.
  - Prepare a list of famous monuments of India. (Roll No. 1-7)
  - Prepare a chart on the Governors of India. Stick pictures and write their names below the picture. (Roll No. 8-13)
  - Prepare a chart on the State languages, cuisine and dances of India. Stick pictures of dances and write their names below the picture. (Roll No 14-19)
  - Please go through the links given below for updating your G.K & Current Affairs
-  <https://www.gktoday.in/current-affairs/List of Cabinet Ministers of India>
- Who's Who
- <https://www.india.gov.in/my-government/whos-who/council-ministers>




Enjoy your summer break but explore new topics, expand your knowledge, and have some fun along the way. Take an opportunity to learn in a different way and discover new interests. But make sure to complete your assignments.



# ART AND CRAFT

- For roll no- 1 to 5: Use canvas or Sketchbook and paint it with acrylic or poster colour



# ART AND CRAFT



- For roll no- 6 to 10: Use canvas or Sketchbook and paint it with acrylic or poster colour.





# ART AND CRAFT



- For roll no- 11 to14: Use canvas or Sketchbook and paint it with acrylic or




- For roll no- 15 to 19: Use canvas or Sketchbook and paint it with acrylic or poster colour.




# MUSIC



## (A) Students learn new prayer Bind us Together




Bind us together Lord  
Bind us together  
With chords that cannot be broken  
Bind us together Lord  
Bind us together Lord  
Bind us together in love




There is only one God  
There is only one king  
There is only one body  
That is why we sing

Bind us together Lord  
Bind us together with chords  
That cannot be broken  
Bind us together Lord  
Bind us together Lord  
Bind us together in love



We are the children of God  
We are his promise divine  
We are his chosen desire  
We are his glorious new wine



Bind us together Lord  
Bind us together with chords  
That cannot be broken  
Bind us together Lord  
Bind us together Lord  
Bind us together in love

(B) Students will make poster of any one Air instrument and label its parts.



Link:-

[https://www.youtube.com/watch?v=8k\\_Ed\\_N\\_2Nk](https://www.youtube.com/watch?v=8k_Ed_N_2Nk)





# Physical Education



Holiday Challenge  
Running, Walking,  
Cycling Challenge  
100km Gold  
Challenge 75km  
Silver Challenge  
50km Bronze

Running | Walking | Cycling Student may select any one challenge. Then select your activity for example Running, walking or cycle or you can use all the three choice according to your wish. Start with your challenge in your area, place, locality, ground etc. Track your activity through various activity tracking device such as google fit app, Smart Band (if you have any) etc through which your running, walking or cycling activity distance and time will be recorded. Take a screenshot/photo after completing your activity from your tracking device on daily basis which shows the distance and time.

Note There is no specific time limit of day to complete your challenge you have to just complete your selected challenge in your vacation time for example If you walk or Cycle 2km to 3km a day you can easily complete your challenge.

You can also do this challenge with your parents, brother, sisters, family members and friends. While cycling please use your helmet for safety.

Nutrition for children during summer holidays

Especially after running or exercise, it's important to refuel your bodies with the right foods. After physical activity, make sure you have a snack that combines carbohydrates and protein. Some great options could be a banana with peanut butter, a yogurt with some fruit, with lean protein. Hydration is also key, so don't forget to drink plenty of water.







ENJOY YOUR HOLIDAYS! HAVE FUN!